

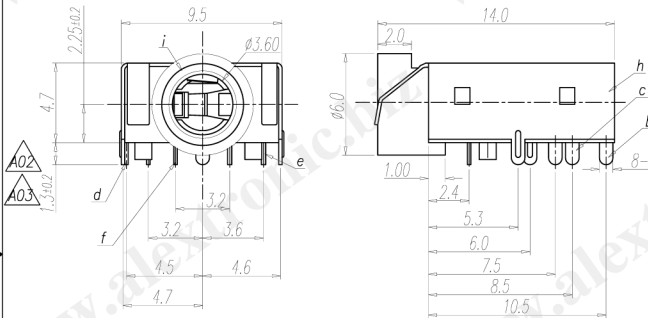
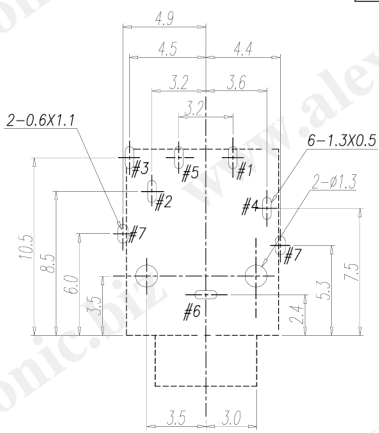
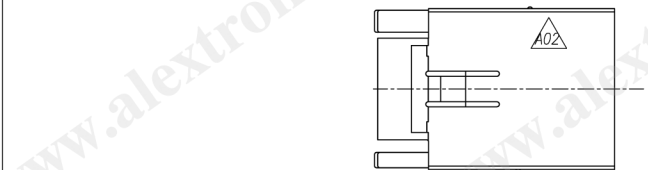
CATEGORY	DESCRIPTION	P/N #
CONNECTOR	3.5 Phone Jack, R/A, T/H, With Metal Ring & Shielding	AJ3043-12110-XXX0

A02: 端子腳外徑尺寸由1.95±0.3變更爲1.3±0.1
A03: 端子腳外徑尺寸由1.3±0.1變更爲1.3±0.2

REV.	ECN NO	DESCRIPTION	REVISED	DATE
A02	ECN090722002	變更尺寸及屏蔽結構	JXM	2009.07.22
A03	ECN090812002	變更尺寸公差	JXM	2009.08.12

SPECIFICATION

- Voltage Rating: DC 30V Min.
- Current Rating: 1.0A Max.
- Contact resistance: 30mΩ Max.
- Insulation resistance: 100MΩ Min. (DC250V)
- Operation Temperature: -25°C~70°C
- Withstand Voltage: AC500V
- Insertion force: 3kgf Max.
- Extraction force: 0.3kgf Min.
- life testing: 3,000 cycles
- To conform with the "QC-03-045" & "RoHS DIRECTIVE"
- Solder heat resistance: wave soldering 260°C 5 seconds



AJ3043-12110-XXX0

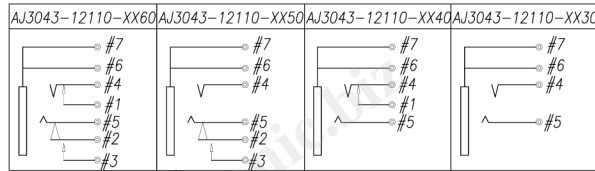
Pin Quantity Color Scheme

Color Scheme

XX	Housing
00	Black
12	Pink(701C)
15	Lime(577C)

Recommend PCB Layout
(Jack Top View)
Tolerance: ±0.05mm
Recommend PCB Thickness: 1.6mm

SCHEMATIC



NO.	PART NAME	Q'TY	MATERIAL	PLATING & COLOR	Remark
i	Metal Ring	1	Brass	CuSn Plating	
h	Shielding Cover	1	Brass, T=0.2mm	CuSn Plating	
g	Terminal #6	1	Phosphor Bronze, T=0.2mm	Ag Plating	
f	Terminal #5	1	SUS, T=0.2mm	Ag Plating	
e	Terminal #4	1	Phosphor Bronze, T=0.25mm	Ag Plating	
d	Terminal #3	1	Phosphor Bronze, T=0.2mm	Ag Plating	
c	Terminal #2	1	SUS, T=0.2mm	Ag Plating	
b	Terminal #1	1	BRASS, T=0.25mm	Ag Plating	
a	Housing	1	PA UL94V-0	See Color Scheme	

Product Drawing
ALEXTRONIC

UNLESS OTHERWISE SPECIFIED TOLERANCES	SCALE: 1/1	UNIT: mm	DWG. NO: W-061-486
DECIMALS: X ±0.5	SIZE: A3	PAGE: 1 OF 1	REV: A03
ANGLES: X ±2°	APPROVED BY	CHECKED BY	PREPARED BY
X.X ±0.3	WYX	Pengjie	JXM
X.XX ±0.2	CUSTOMER COPY		